



Expert Survey

Cumulative Codebook 2014-24

Table of Contents

Purpose.....	Error! Bookmark not defined.
2014 Survey	2
2015 Survey	3
2017 Survey	4
2019 Survey	5
2024 Survey	6
Variables.....	7
responseid	7
year.....	7
DateCompleted.....	7
Party Codes.....	7
leftright	8
libauth.....	9
EUIntegration	10
EUindependence	11
redist	12
econvenvir.....	13
enviroprotection.....	14
secvliberties.....	15
devolution.....	16
immigecon.....	17
immigcultural	18
ethnicequality	19
femaleequality	20
gayequality.....	21
PhD.....	22
Country.....	22

2014 Survey

The 2014 BES Expert Survey was led by Hermann Schmitt with the support of Thomas Loughran under the auspices of the 2014-19 British Election Study.

The expert survey was administered online. It was fielded between April 16 and May 16, 2014.

The targeted universe was the membership of the Elections Parties and Public Opinion (EPOP) specialist group of the Political Studies Association – a professional organisation that serves as a forum for academics with an interest in elections, public opinion and parties in the UK. The e-mail list that is kept by this group comprised 248 members at the time. In April 2014, all members of that list were invited by email to fill in the survey questionnaire. The e-mail consisted of an explanation of the purpose of the survey, a brief outline of the British Election Study and an online link to the survey. Respondents could click the link to answer the survey. It was not possible to generate duplicate responses.

Of the 248 addresses it was originally sent to eight replies were received saying that the survey subject was outside the recipient's expertise. There were also five 'mail delivery fails' where the e-mail addresses on the mailing list were no longer valid. 93 fully or partially completed questionnaires were received out of a possible 235. This points to a response rate of 40 percent.

2015 Survey

The 2015 BES Expert Survey was led by Hermann Schmitt with the support of Thomas Loughran under the auspices of the 2014-19 British Election Study.

The expert survey was administered online. It was fielded between 23 April 2015 and 22 May 2015.

As in the 2014 expert survey the targeted universe was the membership of EPOP. We combined the EPOP 2015 mailing list with the mailing list we created for last year's survey (removing duplicates). The resulting e-mail list that we used consisted of 350 separate individual addresses. In April 2015, all members of that list were invited by email to fill in the survey questionnaire. The e-mail consisted of an explanation of the purpose and value of the survey, a brief outline of the British Election Study, a description and link to the results of the 2014 version of the survey and an online link to the survey. Respondents could click the link to answer the survey. It was possible to generate duplicate responses to the survey in this version of the survey (due to a glitch in the survey tool). However, any duplicates could be easily spotted and removed through e-mail tracking of responses.

Of the 350 addresses it was originally sent to three replies were received saying that the survey subject was outside the recipient's expertise. There were also 13 'mail delivery fails' where the e-mail addresses on the mailing list were no longer valid. 95 fully or partially completed questionnaires were received out of a possible 337. This points to a response rate of 30 percent.

2017 Survey

The 2017 BES Expert Survey was led by Hermann Schmitt and Thomas Loughran under the auspices of the 2014-19 British Election Study.

The expert survey was administered online. It was fielded between 1 May 2017 and 31 May 2017 to ensure that all responses were received prior to the 2017 UK General Election.

As in the 2014 and 2015 Expert Surveys the targeted universe was the membership of EPOP. Unfortunately, due to changes in the data protection protocols (the introduction of GDPR) we were unable to have as much control over the sampling and administration process as we did in the previous two waves, and instead had to invite members of the EPOP mailing list en masse .

Because of this change in invitation method, we were also unable to send direct follow up e-mails in order to try and boost response rates as we had done in the previous years.

We believe that this necessary, but unfortunate, change in process had a depressing effect on the response rate to the 2017 survey compared with the 2014 and 2015 waves. We received 41 partial or fully completed responses.

Due to the data protection protocols we are unable to estimate a comparable response rate with the 2014 and 2015 waves as we do not have information regarding the total size of the mailing list. However, this represents a decline from 93 and 95 respondents in 2014 and 2015 respectively.

Nevertheless, we believe this to be a valuable data source as it still compares favourably to the sample size of other expert surveys that have been carried out in the UK and elsewhere.

2019 Survey

The 2019 BES Expert Survey was led by Chris Prosser under the auspices of the 2019-23 British Election Study.

The expert survey was administered online. It was fielded between 5 December and 16 December 2019.

Given the problems encountered in the running of the 2017 Survey due to the introduction of GDPR, the 2019 survey adopted a new sampling methodology. A list of experts to invite to the survey was gathered by examining the websites of all departments that made a politics submission to the 2014 REF. Any member of staff in these departments that listed research or teaching expertise in British elections, party politics, or political behaviour was invited to take the survey, a total of 144 people. Of these, 74 partially or fully completed the survey, a response rate of 51%.

2024 Survey

The 2024 BES Expert Survey was led by James Griffiths under the auspices of the 2019-26 British Election Study.

The expert survey was administered online. It was fielded between 19th June and 22nd August 2024.

The 2024 survey repeated the sampling methodology that was adopted in 2019. A list of experts to invite to the survey was gathered by examining the websites of all departments that made a politics submission to the 2014 REF. Any member of staff in these departments that listed research or teaching expertise in British elections, party politics, political behaviour, Scottish politics, Welsh politics, English politics, referendums, public opinion, or elections and voting was invited to take the survey, a total of 239 people. Of these, 137 partially or fully completed the survey, a response rate of 57%.

Variables

responseid / ResponseId

Respondent ID – unique within years, but not constant between years for respondents who took the survey in multiple years (identifying information is not available).

year

Year of expert survey

DateCompleted / RecordedDate

Date survey taken

Party Codes

Variable suffix denoting party:

Lab	Labour
Con	Conservatives
LibDem	Liberal Democrats
UKIP	UK Independence Party
Brexit	Brexit Party / Reform UK
Green	Green Party
SNP	Scottish National Party
Plaid	Plaid Cymru

Parties included in survey year

	2014	2015	2017	2019	2024
Labour					
Conservatives					
Liberal Democrats					
UK Independence Party					
Brexit Party / Reform UK					
Green Party					
Scottish National Party					
Plaid Cymru					

leftright

Years asked

2014, 2015, 2017, 2019, 2024

Parties

Labour, Conservative, Liberal Democrats, UKIP (2014-17), Brexit (2019), Reform UK (2024), Green (2015-), SNP, Plaid Cymru

Question wording

Please place the following parties on a scale where:

0 = left, and

10 = right

Response scale

0 Left

1

2

3

4

5

6

7

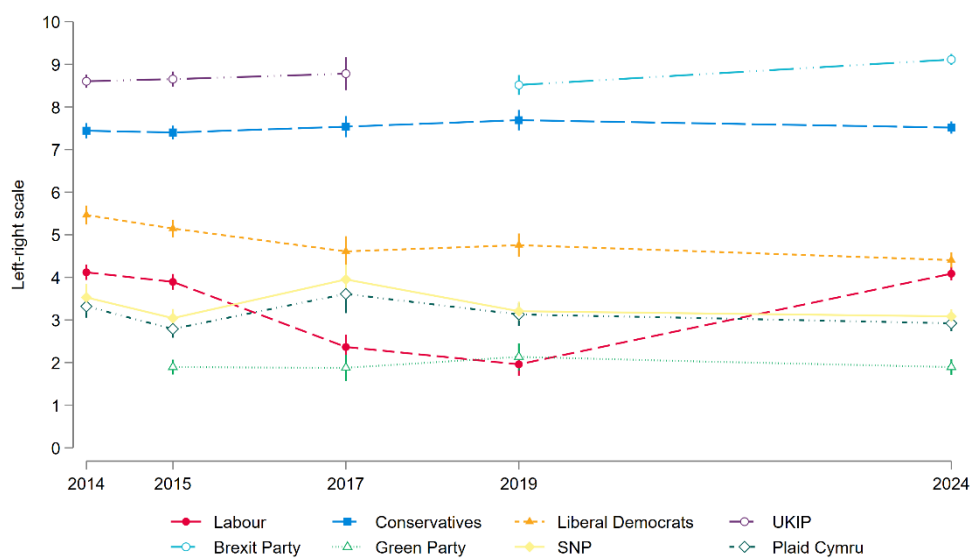
8

9

10 Right

9998 No position

9999 Don't know



libauth

Years asked

2014, 2015, 2017, 2019, 2024

Parties

Labour, Conservative, Liberal Democrats, UKIP (2014-17), Brexit (2019), Reform UK (2024), Green (2015-), SNP, Plaid Cymru

Question wording

Please place the following parties on a scale where:

0 = Libertarian, and

10 = Authoritarian.

Response scale

0 Libertarian

1

2

3

4

5

6

7

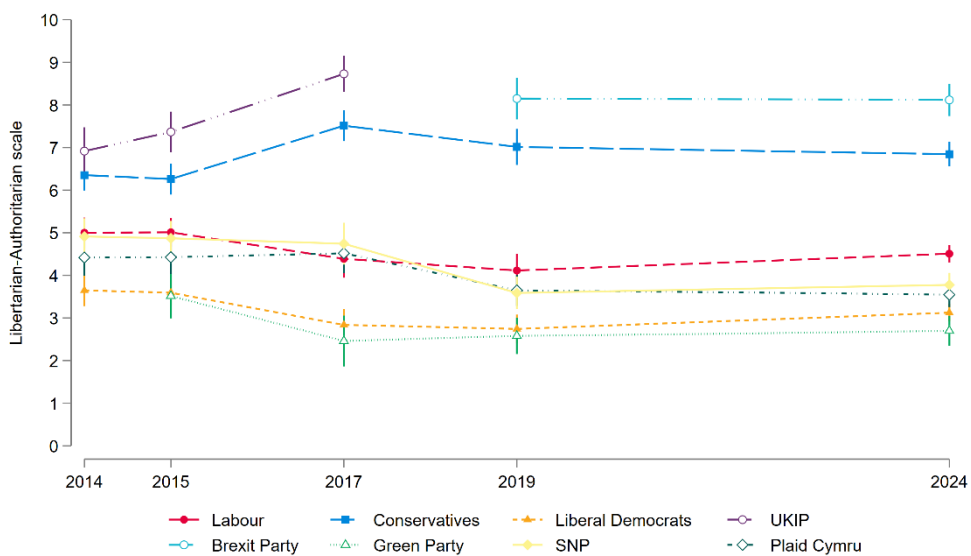
8

9

10 Authoritarian

9998 No position

9999 Don't know



EU Integration

Years asked

2014, 2015, 2017, 2019

Parties

Labour, Conservative, Liberal Democrats, UKIP (2014-17), Brexit (2019), Green (2015-), SNP, Plaid Cymru

Question wording

Please place the following parties on a scale where:

0 = European Unification has already gone too far, and

10 = European Unification should be pushed further

Response scale

0 European Unification has already gone too far

1

2

3

4

5

6

7

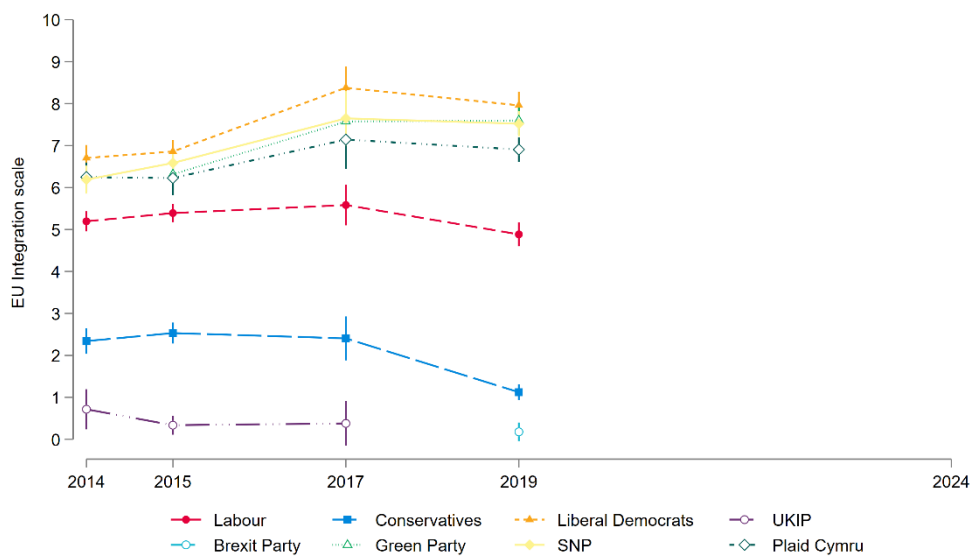
8

9

10 European Unification should be pushed further

9998 No position

9999 Don't know



EU independence

Years asked

2019, 2024

Parties

Labour, Conservative, Liberal Democrats, Brexit (2019), Reform UK (2024), Green, SNP, Plaid Cymru

Question wording

Please place the following parties on a scale where:

0 = Unite fully with the European Union

10 = Protect our independence from the European Union

Response scale

0 Unite fully with the European Union

1

2

3

4

5

6

7

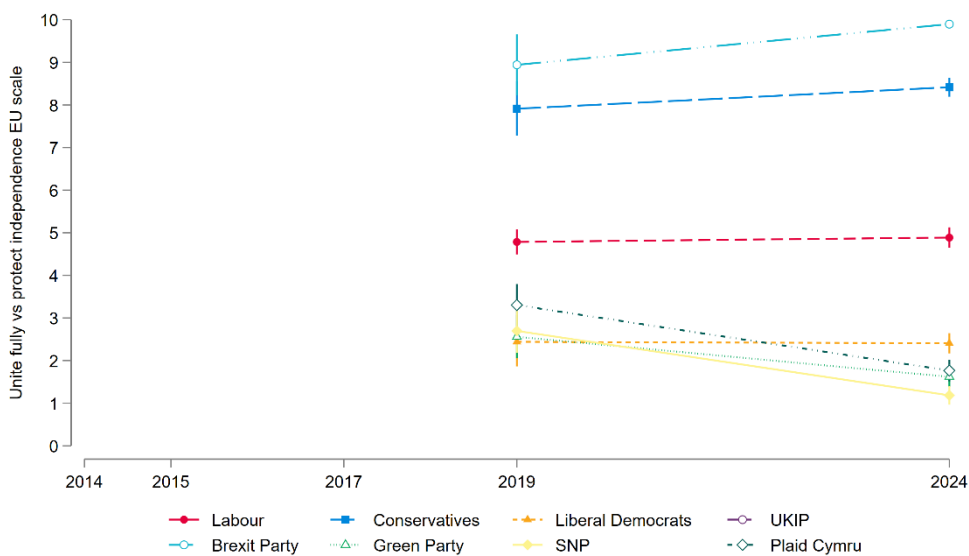
8

9

10 Protect our independence from the European Union

9998 No position

9999 Don't know



redist

Years asked

2014, 2015, 2017, 2019, 2024

Parties

Labour, Conservative, Liberal Democrats, UKIP (2014-17), Brexit (2019), Reform UK (2024), Green (2015-), SNP, Plaid Cymru

Question wording

Please place the following parties on a scale where:

0 = Government should try to make people's incomes more equal, and

10 = Government should be less concerned about equal incomes.

Response scale

0 Government should try to make people's incomes more equal

1

2

3

4

5

6

7

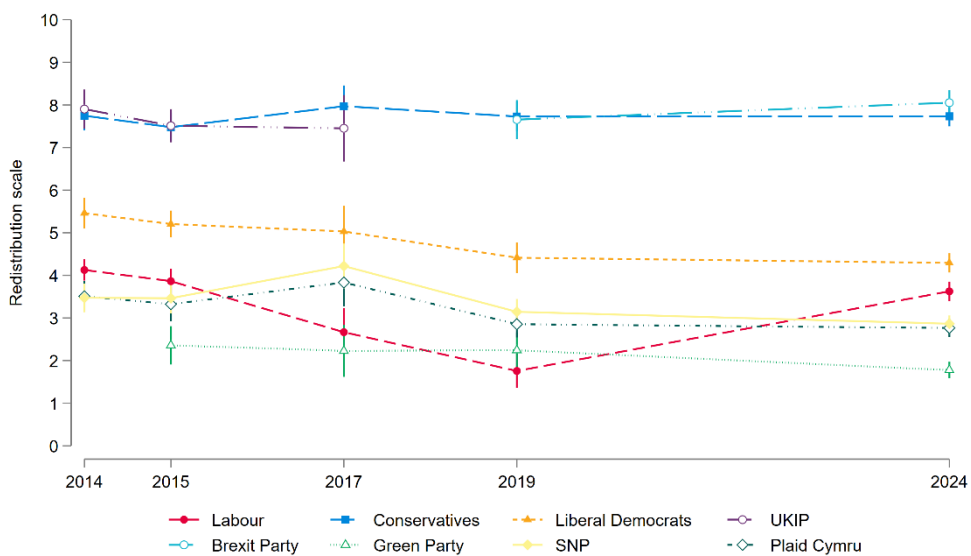
8

9

10 Government should be less concerned about equal incomes

9998 No position

9999 Don't know



econvenvir

Years asked

2015, 2017, 2019, 2024

Parties

Labour, Conservative, Liberal Democrats, UKIP (2015-17), Brexit (2019), Reform UK (2024), Green, SNP, Plaid Cymru

Question wording

Some believe that protecting the environment should have priority even if that reduces economic growth.

Please place the following parties on a scale where:

0 = Economic growth should always have priority over the environment, and

10 = The environment should always have priority over economic growth.

Response scale

0 Economic growth should always have priority over the environment

1

2

3

4

5

6

7

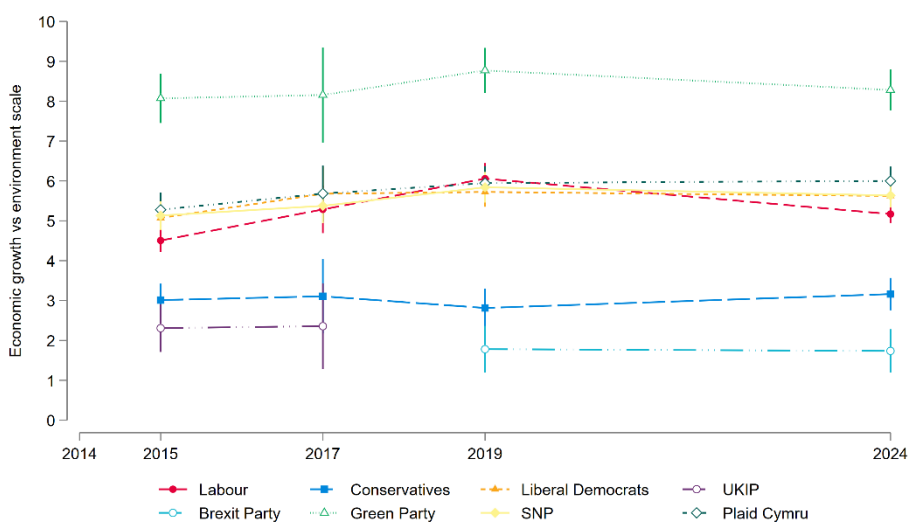
8

9

10 The environment should always have priority over economic growth

9998 No position

9999 Don't know



enviroprotection

Years asked

2014, 2015, 2017

Parties

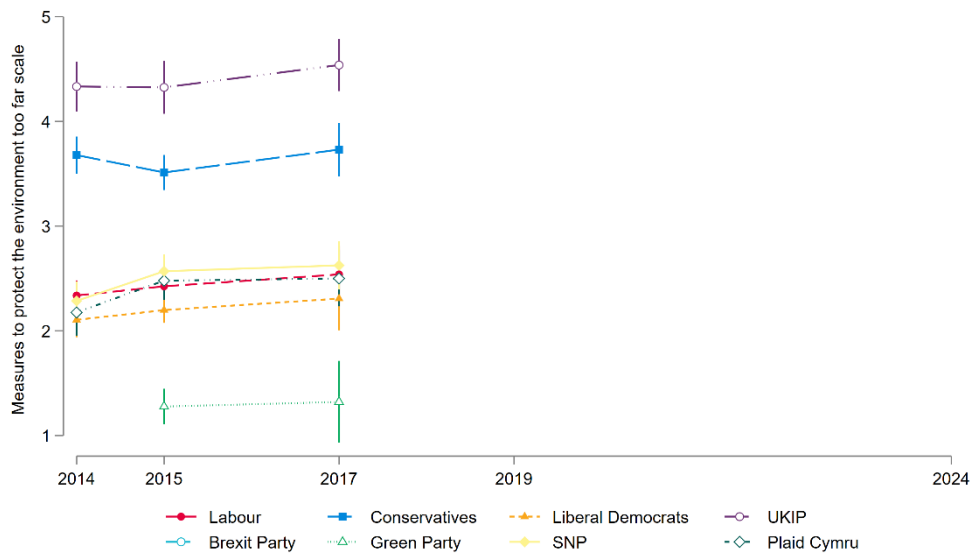
Labour, Conservative, Liberal Democrats, UKIP, Green (2015, 2017), SNP, Plaid Cymru

Question wording

Please place the following parties on a scale where:
Measures to protect the environment...

Response scale

- 1 Have not gone nearly far enough
 - 2 Have not gone far enough
 - 3 Are about right
 - 4 Have gone too far
 - 5 Have gone much too far
- 9998 No position
9999 Don't know



secvliberties

Years asked

2015, 2017, 2019, 2024

Parties

Labour, Conservative, Liberal Democrats, UKIP (2015, 2017), Brexit (2019), Reform UK (2024), Green, SNP, Plaid Cymru

Question wording

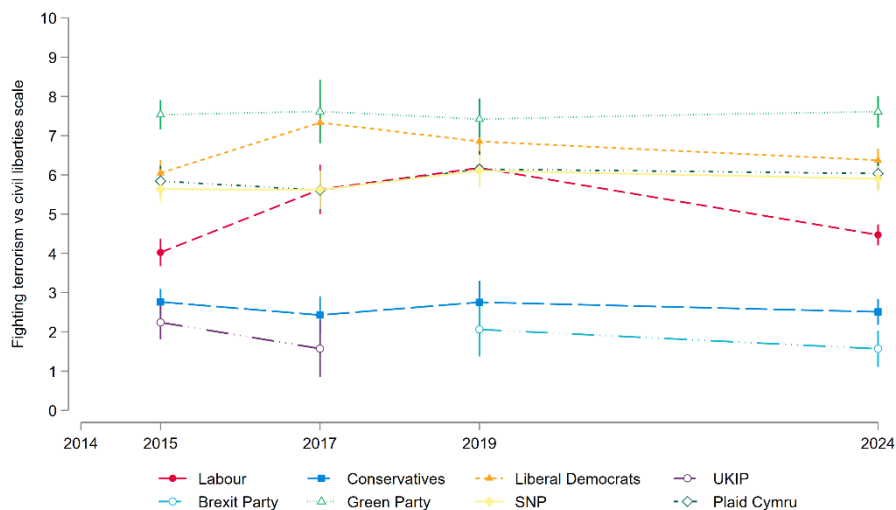
Some people feel that, in order to fight terrorism, we have to accept infringements on privacy and civil liberties, others feel that privacy and civil liberties are to be protected at all costs.

Please place the following parties on a scale where:

0 = Fighting terrorism should always have priority over civil liberties, and
10 = Civil liberties should always have priority over fighting terrorism.

Response scale

- 0 Fighting terrorism should always have priority over civil liberties
- 1
- 2
- 3
- 4
- 5
- 6
- 7
- 8
- 9
- 10 Civil liberties should always have priority over fighting terrorism
- 9998 No position
- 9999 Don't know



devolution

Years asked

2019, 2024

Parties

Labour, Conservative, Liberal Democrats, Brexit (2019), Reform UK (2024), Green, SNP, Plaid Cymru

Question wording

Please place the following parties on a scale where:

0 = Strongly favour less devolution to Scotland and Wales, and

10 = Strongly favour further devolution to Scotland and Wales.

Response scale

0 Strongly favour less devolution to Scotland and Wales

1

2

3

4

5

6

7

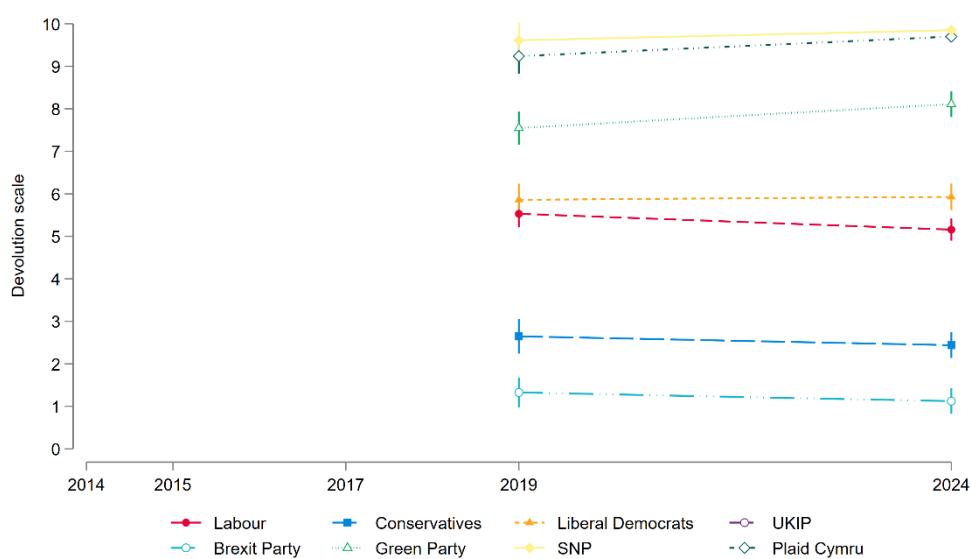
8

9

10 Strongly favour further devolution to Scotland and Wales

9998 No position

9999 Don't know



immigecon

Years asked

2014, 2015, 2017, 2019, 2024

Parties

Labour, Conservative, Liberal Democrats, UKIP (2014-17), Brexit (2019), Reform UK (2024), Green (2015-), SNP, Plaid Cymru

Question wording

Please place the following parties on a scale where:

1 = Immigration is bad for the economy, and

7 = Immigration is good for the economy.

Response scale

1 Immigration is bad for the economy

2

3

4

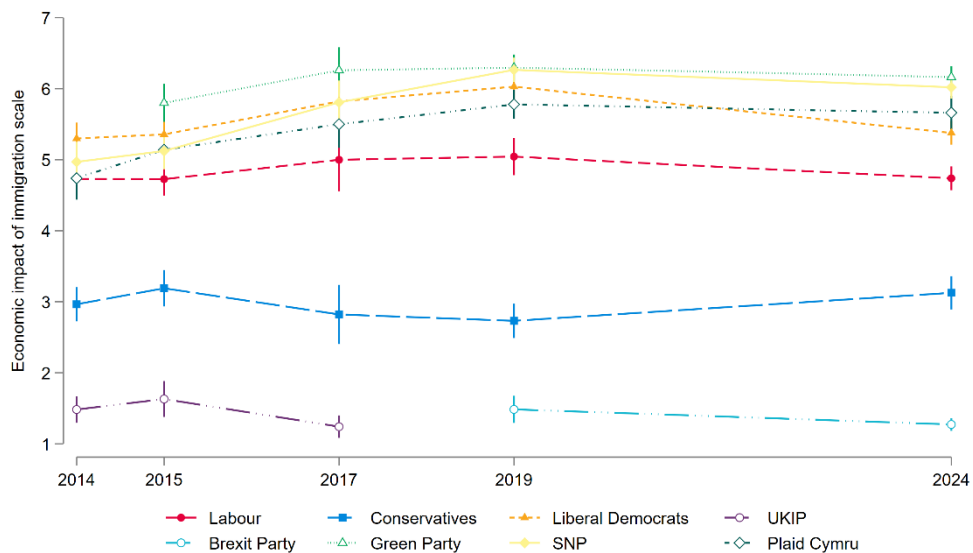
5

6

7 Immigration is good for the economy

9998 No position

9999 Don't know



immigcultural

Years asked

2014, 2015, 2017, 2019, 2024

Parties

Labour, Conservative, Liberal Democrats, UKIP (2014-17), Brexit (2019), Reform UK (2024), Green (2015-), SNP, Plaid Cymru

Question wording

Please place the following parties on a scale where:

1 = Immigration undermines Britain's cultural life, and

7 = Immigration enriches Britain's cultural life.

Response scale

1 Immigration undermines Britain's cultural life

2

3

4

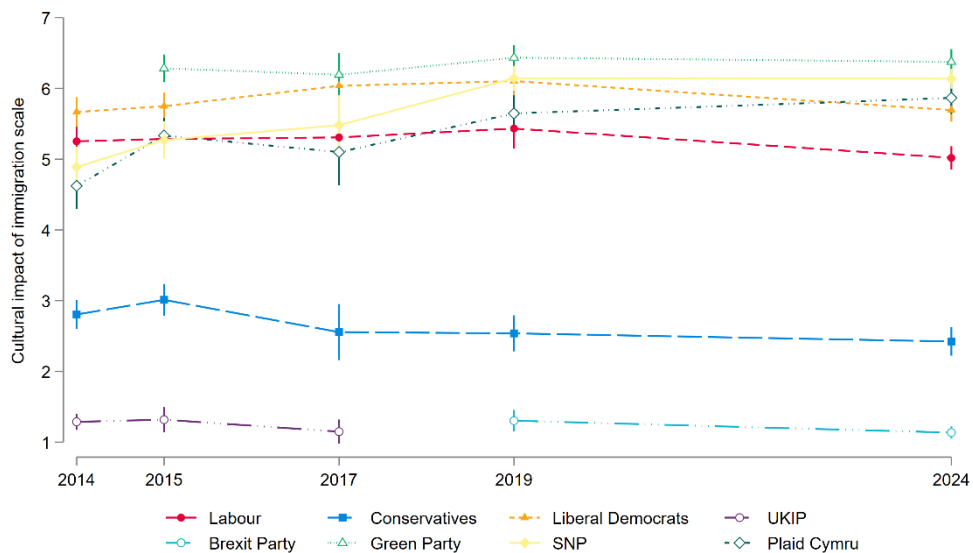
5

6

7 Immigration enriches Britain's cultural life

9998 No position

9999 Don't know



ethnicequality

Years asked

2014, 2015, 2017, 2019, 2024

Parties

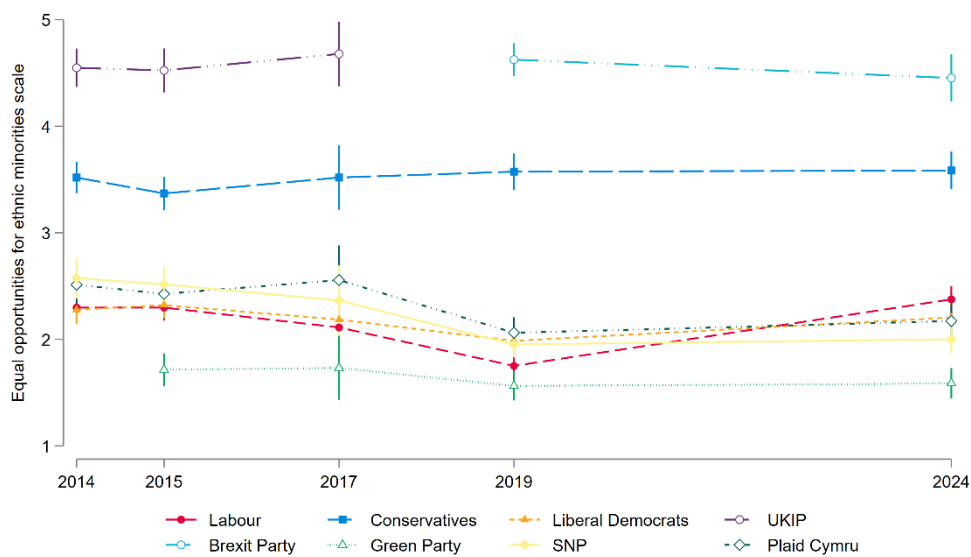
Labour, Conservative, Liberal Democrats, UKIP (2014-17), Brexit (2019), Reform UK (2024), Green (2015-), SNP, Plaid Cymru

Question wording

Please place the following parties on a scale that measures whether attempts to give equal opportunities to ethnic minorities...

Response scale

- 1 Have not gone nearly far enough
 - 2 Have not gone far enough
 - 3 Are about right
 - 4 Have gone too far
 - 5 Have gone much too far
- 9998 No position
9999 Don't know



femaleequality

Years asked

2014, 2015, 2017, 2019, 2024

Parties

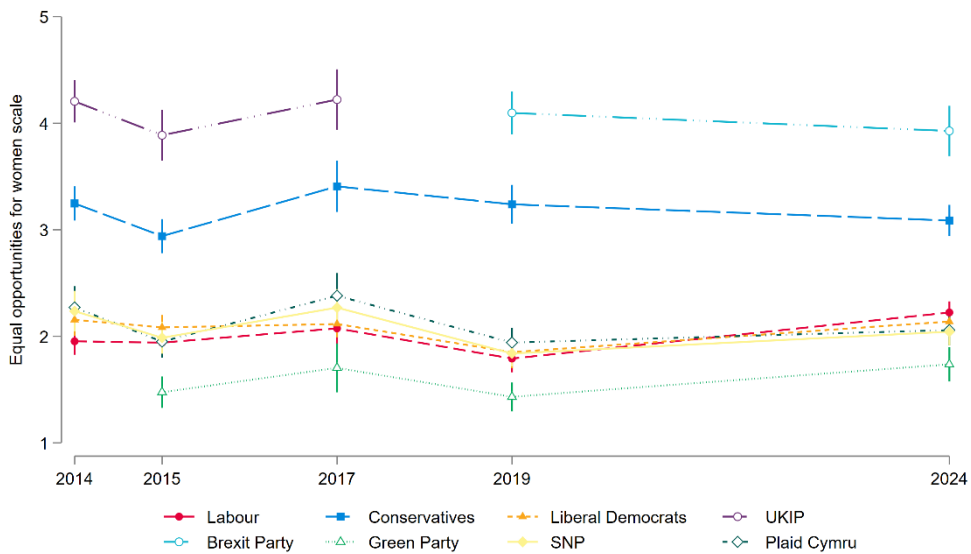
Labour, Conservative, Liberal Democrats, UKIP (2014-17), Brexit (2019), Reform UK (2024), Green (2015-), SNP, Plaid Cymru

Question wording

Please place the following parties on a scale that measures whether attempts to give equal opportunities to women...

Response scale

- 1 Have not gone nearly far enough
 - 2 Have not gone far enough
 - 3 Are about right
 - 4 Have gone too far
 - 5 Have gone much too far
- 9998 No position
9999 Don't know



gayequality

Years asked

2014, 2015, 2017, 2019, 2024

Parties

Labour, Conservative, Liberal Democrats, UKIP (2014-17), Brexit (2019), Reform UK (2024), Green (2015-), SNP, Plaid Cymru

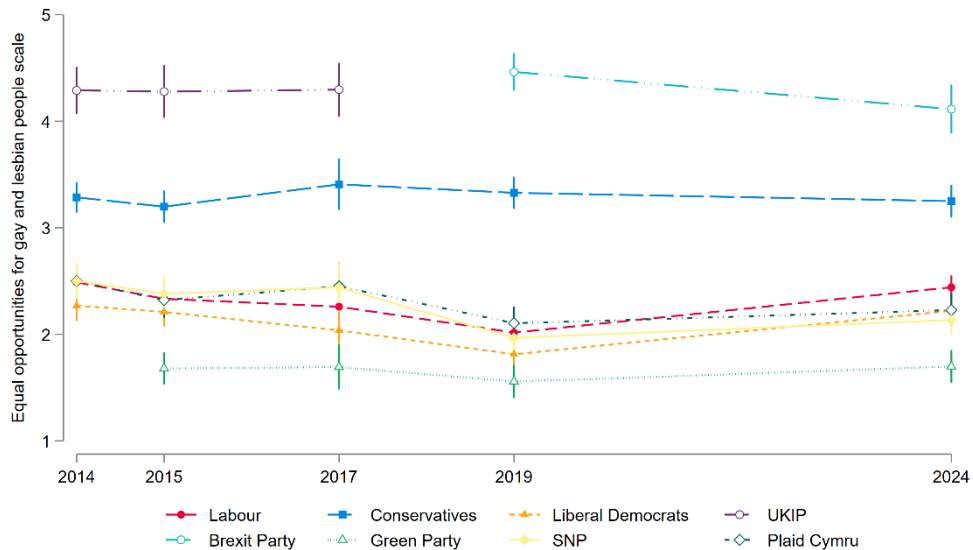
Question wording

Please place the following parties on a scale that measures whether attempts to give equal opportunities to gay and lesbian people... (2014-17 version)

Please place the following parties on a scale that measures whether attempts to give equal opportunities to gay and lesbian people... (2019-24 version)

Response scale

- 1 Have not gone nearly far enough
 - 2 Have not gone far enough
 - 3 Are about right
 - 4 Have gone too far
 - 5 Have gone much to far
- 9998 No position
9999 Don't know



PhD

Whether respondent has a PhD in Political Science or a related discipline (2015 and 2017 only)

Country

Respondent country of residence (2017 only)